

En The D4 Firmware Update










Please note the following changes to the *User's Manual* with the release of the latest camera firmware (version A 1.10/B 1.10).

The Custom Settings Menu

The following item has been added to the Custom Settings Menu.

■ Custom Setting f17: Assign Remote Fn Button

Choose the role played by the **Fn** buttons on optional WR-1 or WR-T10 wireless remote controllers.

Option	Description
 Preview	Press the button to preview depth of field.
 FV lock	Press the button to lock flash value (supported flash units only). Press again to cancel FV lock.
 AE/AF lock	Focus and exposure lock while the button is pressed.
 AE lock only	Exposure locks while the button is pressed.
 AE lock (Reset on release)	Exposure locks when the button is pressed, and remains locked until the button is pressed a second time, the shutter is released, or the standby timer expires.
 AF lock only	Focus locks while the button is pressed.
 AF-ON	Pressing the button initiates autofocus.
 Flash off	The flash will not fire in photos taken while the button is pressed.
 Live view	Press the button to start and end live view.
None	The button has no effect.

☑ Wireless Remote Controllers

The camera shutter can be released remotely using optional WR-R10, WR-T10, or WR-1 wireless remote controllers (the WR-R10 requires a WR-A10 adapter; for details, see the manual provided with the controller). If **Record movies** is selected for Custom Setting g4 (**Assign shutter button**), the shutter-release button on the wireless remote controller can be used to start movie live view and record movies: press it halfway to start movie live view and all the way down to start or end movie recording.

Locking Focus with the AF-ON Button

During viewfinder photography, focus can be locked using either of the **AF-ON** buttons in place of the shutter-release button. If **AF-ON only** is selected for Custom Setting a4 (**AF activation**), the camera will not focus when the shutter-release button is pressed halfway; instead, the camera will focus when an **AF-ON** button is pressed, at which point focus will lock and remain locked until either **AF-ON** button is pressed again. The in-focus indicator will not be displayed in the viewfinder. The update changes the behavior of the **AF-ON** buttons as follows:

- **Before the update:** The shutter could be released at any time, regardless of the options selected for Custom Settings a1 (**AF-C priority selection**) and a2 (**AF-S priority selection**).
- **After the update:** When **Focus** is selected for Custom Setting a2 (**AF-S priority selection**), the shutter can no longer be released in single-point AF AF-area mode if the camera fails to focus using single-servo autofocus.